

North Star Quilters Conference

Friday, October 12, 2012

Ballroom 5

Jan McTavish Trunk Show 7:00

Saturday October 13, 2012

Ballroom 5

Maxine Rosenthal, *"One Block Wonders"*
8:30 - 12:00, 1:00 - 4:30

Deb and Kathy Gathering Friends, *"Goulash"*
8:30 - 12:00, 1:00 - 4:30

Jan McTavish, *"Techniques for Painting on Fabric"*
8:30 - 12:00, 1:00 - 4:30

Andy Morgan, 8:30 - 12:00
Maintaining your Sewing Machine

Karen Boe, 1:00 - 4:30
Hand Applique

Gathering Friends Trunk Show 7:00

Sunday October 14, 2012

Ballroom 5

Maxine Rosenthal, *"Hollow Cubes"*
8:30 - 12:00, 1:00 - 4:30

Deb and Kathy of Gathering Friends, *"Summer Splendor"*
8:30 - 12:00, 1:00 - 4:30 **CANCELLED**


Maxine Rosenthal Trunk Show
12:00 - 1:00

Gladys Lowell, 8:30 - 12:00
Invisible Machine Applique

Liz Mattson, 1:00 - 4:30
Exquisite Little Pines

Judy Manley, 8:30 - 12:00
Ruler Tote **CANCELLED**

Lorraine LeBlanc, 1:00 - 4:30
Machine Quilting on your DSM **FULL**



2nd Educational Conference

Class Registration

October 12-14, 2012

Alerus Convention Center
1200 42nd Street South
Grand Forks, ND

hosted by
North Star Quilters Guild

E-mail
NSQuilters@aol.com

For questions contact:
Kathy Detke at katd@gra.midco.net
701-746-7668

www.northstarquilters.org

The North Star Quilters Guild is pleased to invite you to our 2nd Educational Conference.

All events will be held at the Grand Forks Alerus Center. It will open Friday evening with a trunk show by Jan McTavish and will continue with classes until Sunday at 4:30pm.

LOCATION

All Events will be held at the Grand Forks Alerus Convention Center
Park by Doors 4 & 5

Directions

If coming from I-29 North,

Take Exit 140,
Turn right to Demers Ave (0.3 mi)
Turn right at S. 42nd St. (0.6 mi)
Alerus Center is on the right

If coming from I-29 South,

Take Exit 138,
turn right to 32nd Ave S (0.1 mi)
turn left at S. 38th St. and continue
straight onto S. 42nd St. (1.5 mi)
Alerus Center is on the left

Vendors

Quilters Eden - East Grand Forks MN
Heavenly Stitches—Grand Forks
Faye's Henhouse—Mayville ND
Sew Broadway—Crookston MN

The North Star Quilters Guild was founded in 1981 as an educational organization by a group of enthusiastic quilters whose skills ranged from beginner to expert. The purpose of the guild is to share ideas and knowledge about quilting, inspire enthusiasm and growth, develop skills, maintain ideas and standards, and promote interest in and appreciation of the world of quilting. New members are always welcome.

Sunday Classes

All Day Sunday

Hollow Cubes - Maxine Rosenthal

Summer Splendor - Gathering Friends

Sunday morning

Gladys Lowell
Invisible Machine Applique



This workshop will teach you how to achieve the look of hand applique in a fraction of the time. You will learn how to create smooth curves, sharp points, narrow stems, and perfect circles. With tips presented in this class, you will soon be showing off your "mock hand appliqué".

Sunday afternoon

Liz Mattson
NSQG member
Exquisite Little Pines wall hanging 20 1/2" X 14 1/2"



Come join the fun of freezer paper foundation piecing. These exquisite little pines are a great project for the upcoming holidays. You will be making more than one!! This technique ensures precision piecing without having to spend time picking paper off the back of your project.

CANCELLED Sunday morning

Judy Manley
NSQG member
Ruler Tote



Keep your rulers neat and safe when you go to quilt retreats or class! Carry them in this handy Ruler Tote. The tote is made of pre quilted fabric (or you may quilt your own fabric) to help protect your rulers. It has many pockets to hold rulers up to 15" square. Even an inside pocket for your add-a-quarter or 1" ruler. Decorate the bag to make it your personal bag. The tote also makes a wonderful gift for a sewing friend.

Sunday afternoon

Lorraine LeBlanc
NSQG member
Machine Quilting on Your Sewing Machine.

I will be demonstrating how I prepare a quilt for machine quilting, decide on the quilt design, and quilt it. We will be practicing basic designs.

This class is FULL.

Saturday Classes

All day Saturday

One Block Wonders - Maxine Rosenthal

Goulash - Gathering Friends

Techniques for Painting on Fabric - Jan McTavish

Saturday morning

Andy Morgan

Maintaining your Sewing Machine

This class session will cover general care of your machine at home and when to consider taking it in for service. Andy will discuss oiling, cleaning, and storage rules for those with multiple machines. He will also cover needle selection to get the best result for your projects and discuss proper thread selection for both quilting and decorative stitches. There will be lots of opportunity for questions and answers.

Saturday Afternoon


Karen Boe

NSQG member

Applique Using Spray Starch

Template Method

Learn the spray starch method for hand or machine applique. Learn to make smooth curves, sharp points, perfect circles, and bias stems. One of the biggest advantages to this technique is that the seam allowance is nicely turned under before you start to sew. It makes the applique process very easy. It's a perfect class for the beginner or for anyone who wants to learn a new method.



IMPORTANT CLASS INFORMATION

Most class sizes are limited to 20-25; register early to ensure your spot.

Basic sewing supplies are required for some classes.

Detailed supply lists will be e-mailed if possible or mailed with confirmation and will be available on the website, northstarquilters.org

Jan McTavish

Trunk Show

7:00 Friday

Techniques for Painting on Fabric

All day Saturday



Gathering Storm" 29" X 28"


Designed, paint dyed, appliquéd, and embellished by Janet McTavish; quilted by Karen and Janet McTavish

The class emphasis is on the techniques that are used to paint on fabric. Students work at their own pace from painting solid objects and writing with paint all the way up to painting more faces. We will cover when to paint "dry on dry" vs. "wet on wet", shading and adding highlights, especially to preprinted fabric, defining objects out of non defined fabric (for example, trees out of batiks), working with washes to create new and background fabrics. Jan will discuss the many reasons why quilters might want to be able to paint on their fabrics, whether they make "block" pattern quilts or "art" quilts such as landscapes or other pictorial quilts. The goal is not to have a finished picture, but rather to have learned and practiced the necessary skills to do one.

Jan has been creating pictorial and art quilts since 1988. As a quilter, she was drawn to pictorial art and landscape quilts. Being an oil painter and graphic artist, she enjoys the design and construction procedures that incorporate her art with quilting. She has developed techniques such as picture puzzle piecing; mosaic picture quilts; and quilting a landscape wholecloth, then paint dyeing it. Janet and her daughter, Karen McTavish, have won many awards in national and international quilt shows.

Artistsquilts.com





Gathering Friends
Deb and Kathy

Goulash
All day Saturday

Trunk Show
7:00 Saturday

Summer Splendor
All day Sunday **CANCELLED**



Kathryn Squibb & Deborah Jacobs, are owners of Gathering Friends Quilt and Gift Shop. In 1998 the two women, along with their families, renovated a quaint 1902 bank building back to its original state. They started with their quilt shop housed in the bank building and in 2004 bought the two neighboring buildings and expanded. The shop now boasts three buildings all connected, one of which is the gift shop and an upstairs with a studio to display quilts from previous books and sale fabric. Their passion for color and design is evident through all the projects adorning the walls. Any given day, you can find them working away on their next pattern or book at their sewing machines which are set up in the middle of the shop. The customers love being able to get a sneak preview of what's up and coming. The duo has been designing patterns since they opened, wrote their first book in 2003 and have been writing ever since. To date they have published 21 books and numerous individual patterns. They like to play with traditional blocks, set them in different ways, and compliment them with color and texture. Tradition with a twist!! They love what they're doing and it shows, in their designs and also the way the customer feels when they leave the store. They leave having made new friends; it truly is what the name implies.....A Gathering of Friends!

www.gatheringfriendsquiltshop.com/



Maxine Rosenthal

One Block Wonders
All day Saturday

Hollow Cubes
All Day Sunday

Trunk Show
Sunday 12:00-1:00



Maxine Rosenthal has been making kaleidoscopes since 1988. Seeing the plethora of kaleidoscopes that different fabrics produce has kept her sewing and buying more fabric. It is now twenty-plus years later and she is still making kaleidoscopes. Before taking up quilting, Maxine had a career in computers. Retirement has given her the opportunity to spend all her time playing, something she never had time enough for before.

Since Maxine cannot paint, she lets the fabric be the paint and art becomes easy. She has also been teaching these techniques so that others can enjoy playing with art as well. Are we playing with art or is it art play?

QOTY Honoree

Minnesota Quilters is proud to announce that Maxine Rosenthal has been selected by its members as their Quilter of the Year for 2012.



